

66575 DUST AND MUFFLER KIT (FOR 3" AIR MOTOR)

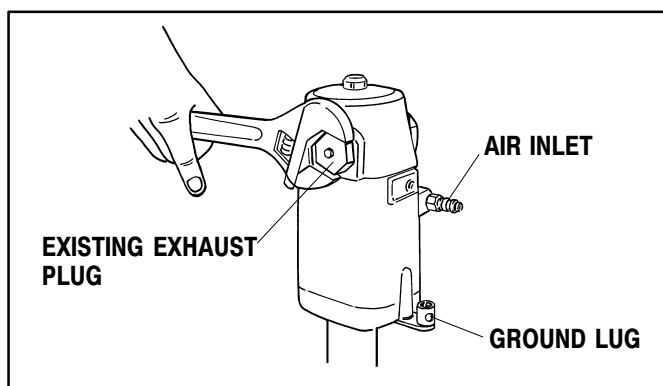
WARNING: Do not operate motor with muffler removed.

PARTS LIST

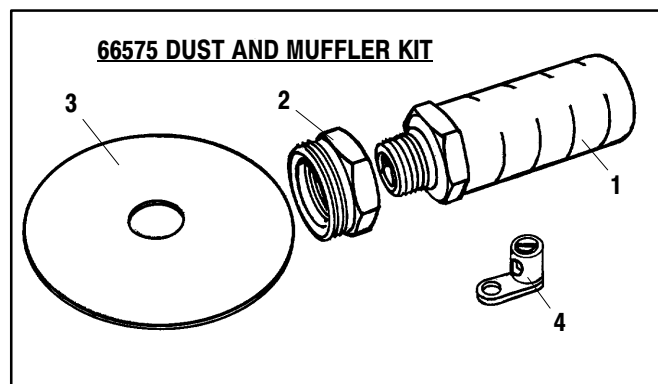
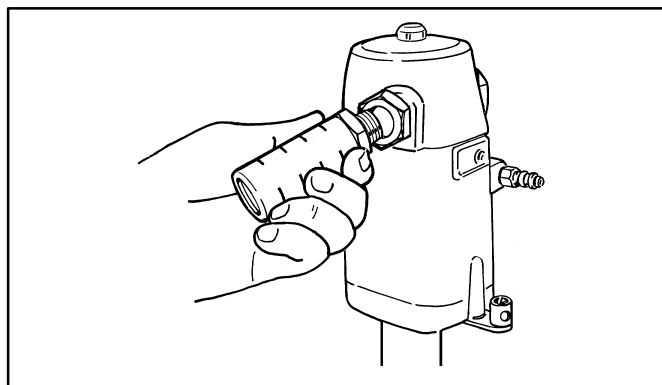
ITEM	DESCRIPTION	PART NO.
1	Exhaust Silencer	20308-4
2	Plug	77932
3	Washer	99265
4	Ground Lug	93004

INSTALLATION

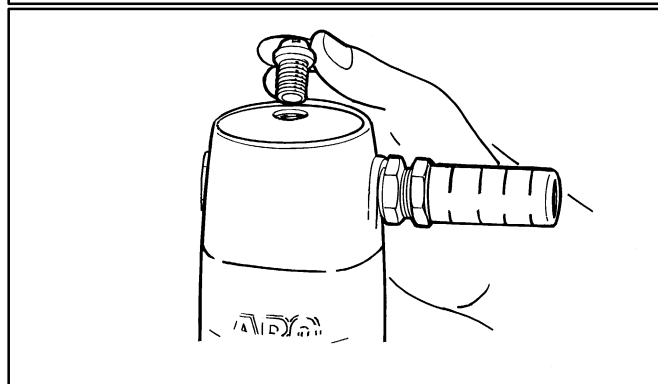
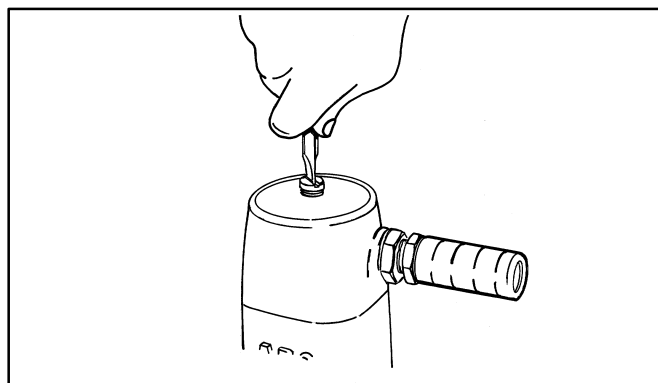
1. Disconnect air supply from air motor.
2. Remove the old plug 77890, (as shown below) and replace it with the new 77932 plug.
3. Remove the Y6-46-C screw and install the new 93004 ground lug.



4. Install the 20308-4 exhaust silencer into the new 77932 plug.



5. Remove the 66441 plug on top of the air motor, remove the old washer 77885, replace it with the new 99265 washer and reinstall the 66441 plug.



6. Reconnect the air supply.